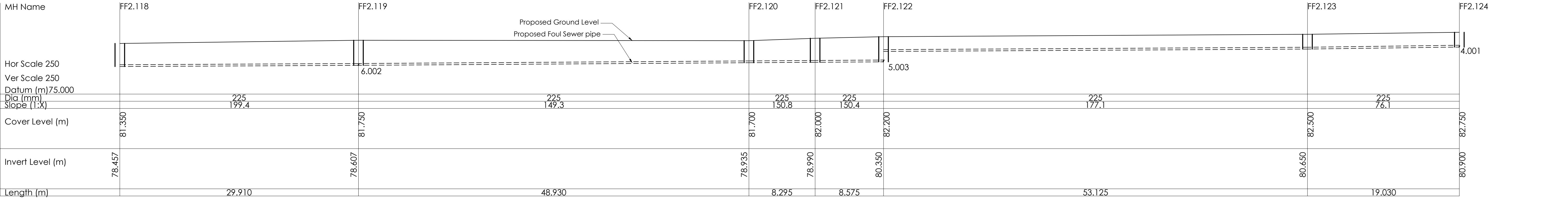
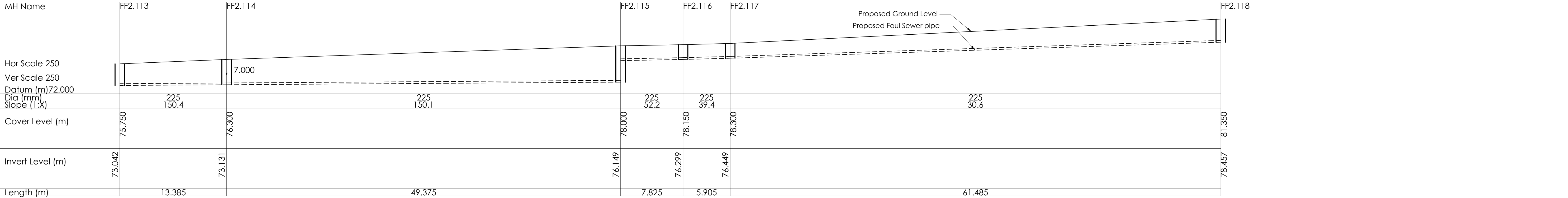


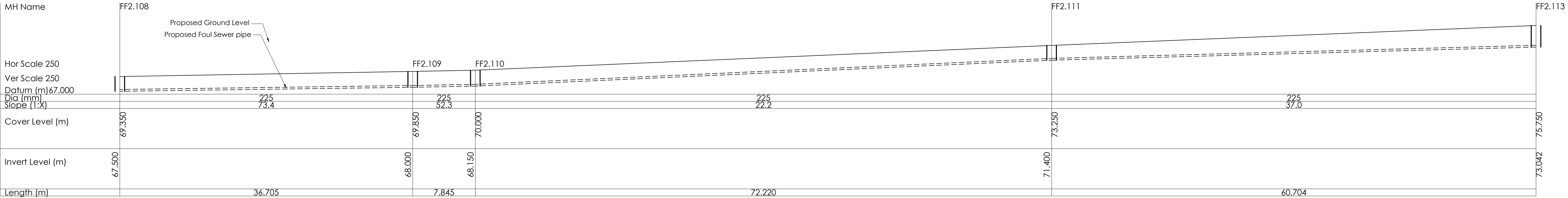
Longitudinal Foul Sewer Section MH's FF2.124- FF2.129
Scale 1:250



Longitudinal Foul Sewer Section MH's FF2.118- FF2.124
Scale 1:250



Longitudinal Foul Sewer Section MH's FF2.113- FF2.118
Scale 1:250



Longitudinal Foul Sewer Section MH's FF2.108- FF2.113
Scale 1:250

C	A.G.	S.O'G	S.O'G	17.10.24	Issued for LRD Application
B	D.O'S	S.O'G	L.O'T	27.09.24	Issued For LRD Planning application
REV.	DRAWN	CHKD	APPRVD	DATE	DETAILS

CLIENT	Reside (Castlepark) Ltd.
PROJECT	Castlepark, Mallow, Co. Cork

DRAWING TITLE	Proposed Foul Sewer Longitudinal Sections (1 of 5)
SHEET	A1
SCALE	1:250
PROJECT NO.	6621
DRAWING NO.	2060
STATUS/ISSUE	C