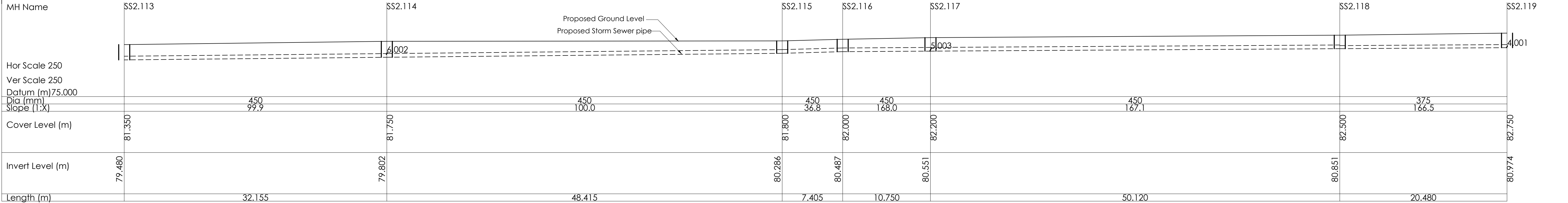


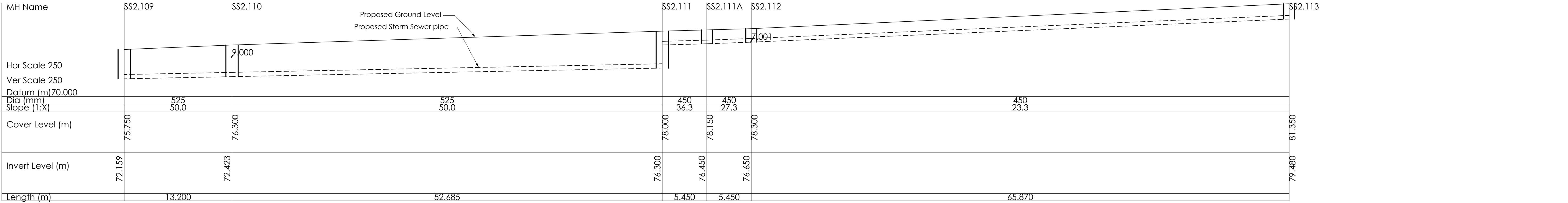
Longitudinal Storm Sewer Section MH's SS2.119- SS2.124

Scale 1:250




Longitudinal Storm Sewer Section MH's SS2.113- SS2.119

Scale 1:250



Longitudinal Storm Sewer Section MH's SS2.109- SS2.113

Scale 1:250



Longitudinal Storm Sewer Section MH's SS2.104- SS2.109

Scale 1:250

| | | | | | | |
|------|-------|-------|--------|----------|-------------------------------------|--|
| | | | | | | |
| | | | | | | |
| | | | | | | |
| B | D.O'S | S.O'G | LO'T | 27.09.24 | Issued for Section 32B Application. | |
| REV. | DRAWN | CHKD | APPRVD | DATE | DETAILS | |

| | | | | | |
|---|--|--|---|----------------|---------------------|
| CLIENT Reside (Castlepark) Ltd. | | | DRAWING TITLE Storm Sewer Longitudinal Sections - Catchment 1 (1 of 5) | | |
| PROJECT Castlepark, Mallow, Co. Cork | | | SHEET A1 | SCALE 1:250 | PROJECT NO. 6621 |
| | | | | | DRAWING NO. 2070 |
| | | | | | STATUS/ISSUE B |