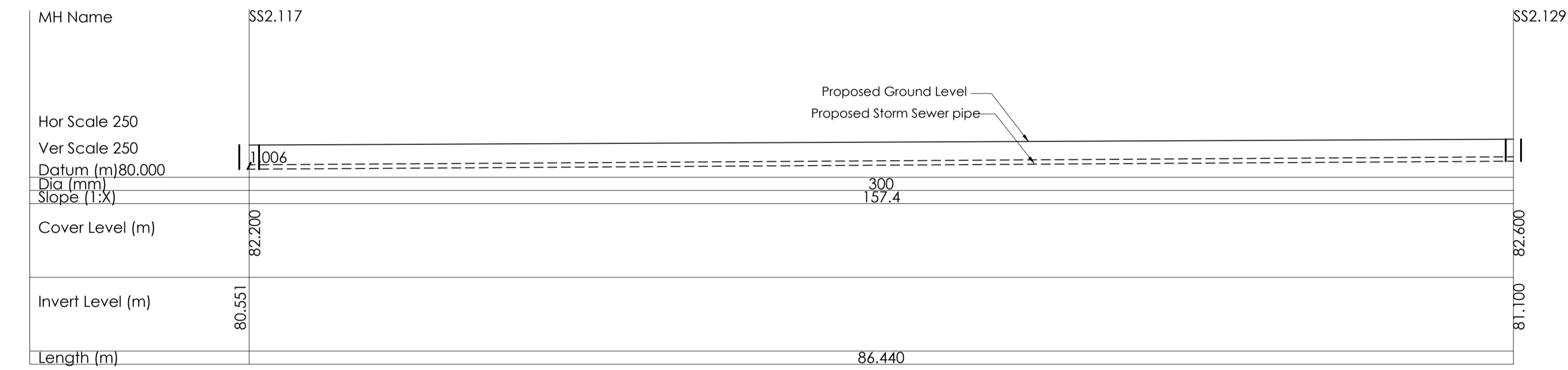
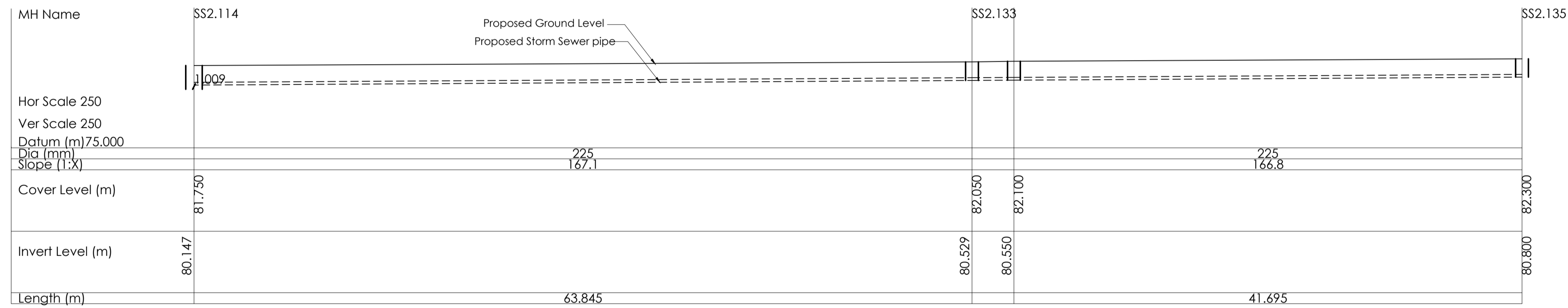


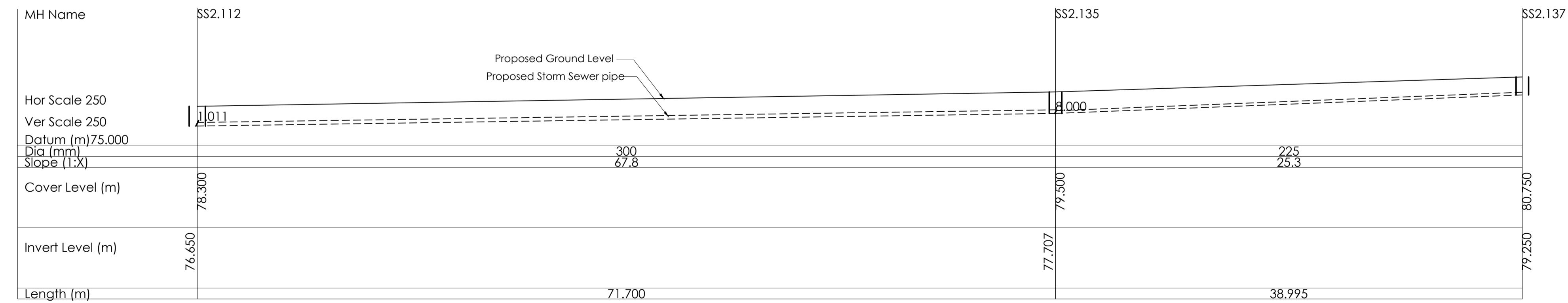
Longitudinal Storm Sewer Section MH's SS2.129- SS2.132
Scale 1:250



Longitudinal Storm Sewer Section MH's SS2.117- SS2.129
Scale 1:250



Longitudinal Storm Sewer Section MH's SS2.114- SS2.135
Scale 1:250



Longitudinal Storm Sewer Section MH's SS2.112- SS2.137
Scale 1:250

REV.	DRAWN	CHKD	APPRVD	DATE	DETAILS
B	D.O'S	S.O'G	LOT	27.09.24	Issued for Section 32B Application.

CLIENT	Reside (Castlepark) Ltd.
PROJECT	Castlepark, Mallow, Co. Cork

DRAWING TITLE	Storm Sewer Longitudinal Sections - Catchment 1 (3 of 5)		
SHEET	A1	SCALE	1:250
PROJECT NO.	6621	DRAWING NO.	2072
STATUS/ISSUE	B		